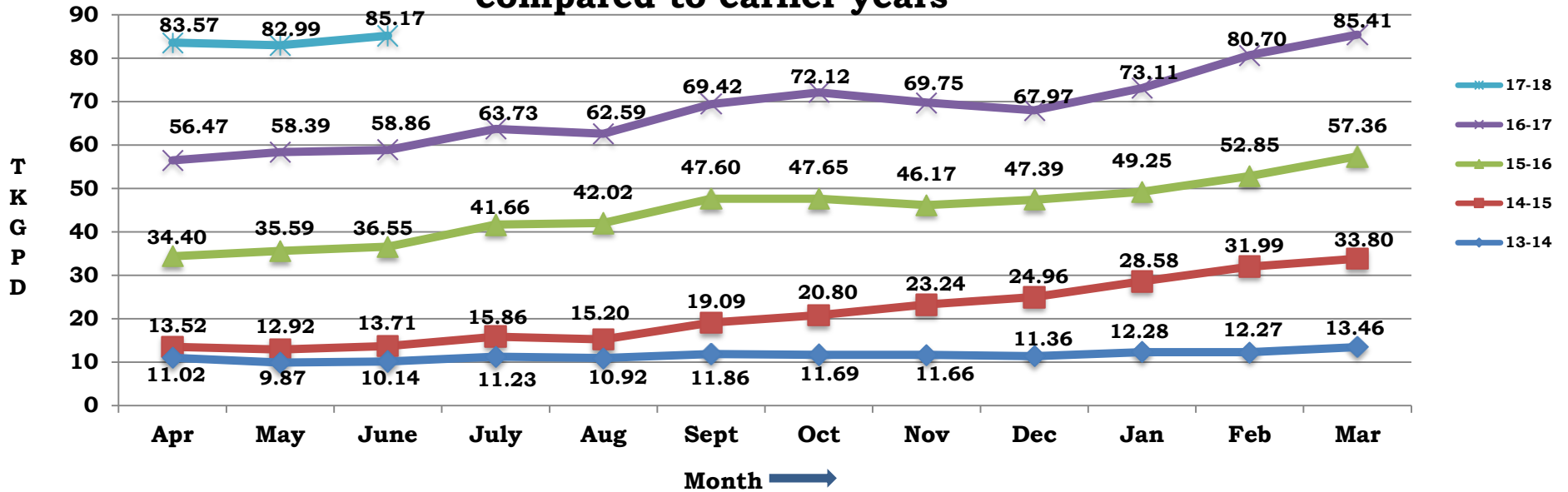


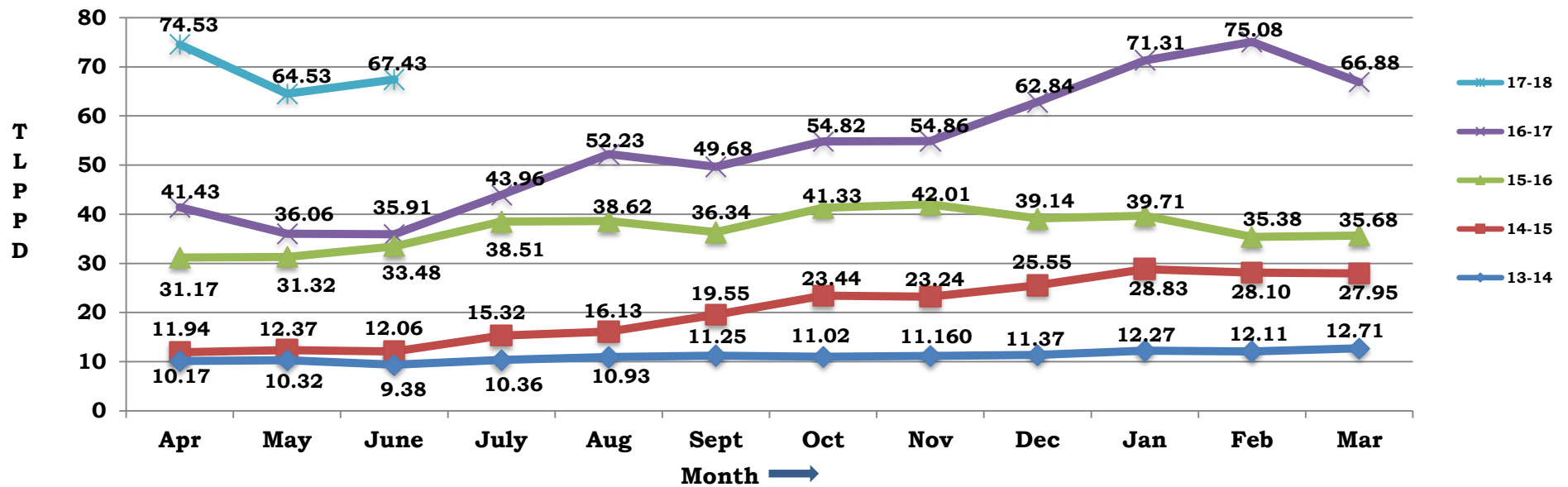
JHARKHAND MILK FEDERATION, RANCHI**REPORT PROGRESS – June 2017**

Particulars	Unit	Target 2017-18	Achievement April-June 17-18	Achievement June 2017	Achievement June 2016
District Covered	No.	17	15	15	14
Milk Procurement	TKgPd	140.0	83.90	85.17	58.86
MPP	No.	1200	494	487	401
No. of Villages Covered	No.	2600	1530	1530	750
Members	No.	40000	15592	15219	9519
Transfer of money to producers as milk price	Rs. in Lakh		2125.02	712.39	467.45
Average rate per Kg of milk paid to producers	Rs.	28.85	27.83	27.88	26.47
Milk Marketing	TLPD	97.40	68.78	67.43	35.91
Liquid Packed Milk	TLPD	97.40	61.95	61.14	34.44
Bulk Milk Sale	TLPD		6.83	6.29	1.47
Conversion into commodities	TKgPD	20	5.53	8.02	17.41
Cattle feed Sale	M.T	6900	710.15	253.60	205.55
Mineral Mixture Sale	M.T	400	81.10	26.77	12.77
Bypass Protein Sale	M.T		46.73	17.78	1.1
Milk Producers Trained	Nos.	7650	2350	1200	90
BMC Installed (Cum.)	Nos.	64	50	50	21
BMC Functional (Cum.)	Nos.	64	47	47	21
Installed Capacity (Cum.)	KL	135	119	119	52
AMCU/DPMCU installed at village level (Cum.)	Nos.	350	286	286	141

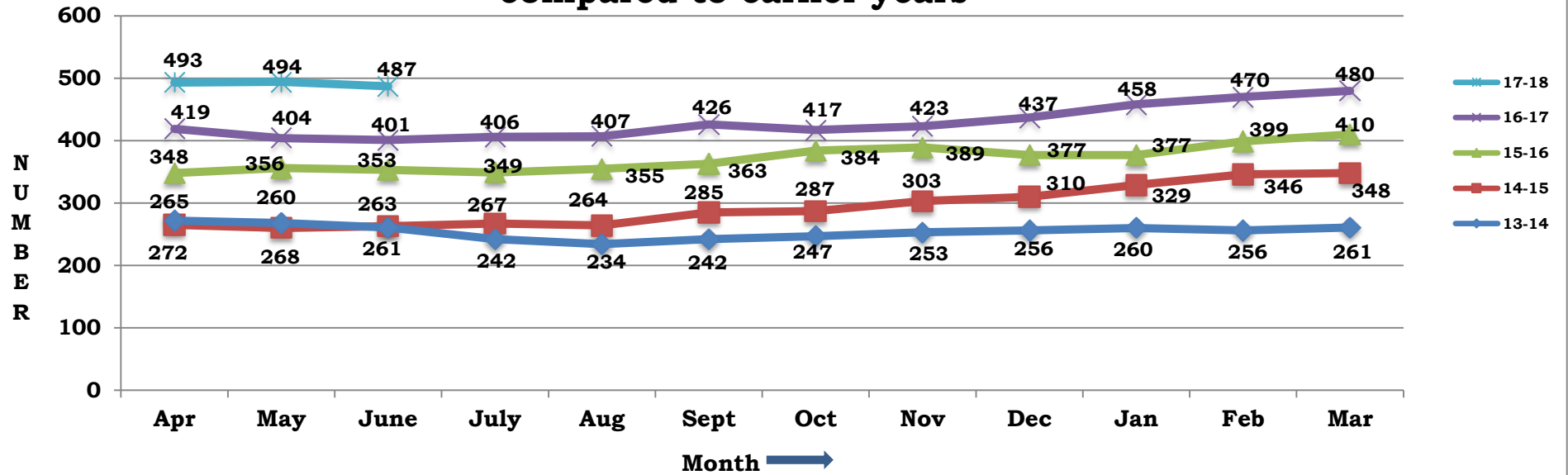
Month wise Milk Procurement for the Year 2017-18 compared to earlier years



Month wise Total Liquid Milk Sales for the Year 2017-18 compared to earlier years



Month wise MPP Graph for the Year 2017-18, 2016-17 compared to earlier years



Month wise Members Graph for the Year 2017-18 compared to earlier years

